01

Management Discussion and Analysis

“ ”

1.

“ ”

“ ”

“ ”

25 /	40 /	6 /	3 / 8 /
1.5 /	36 /	65 /	2.5 /

35 /	A 48 /	0.8 /	7 /
ABS 17 /	66 4 /	2.4 /	

28.7 /	1.8 /

1.1

2025

2025 “ ”

2025

2025 20% 1,000,804

30.62%

2024

15

100 2025

1.2

ABS 66

“ PDH- - & A/ - ”

ElixPolymers ABS
66

66-

2.4 /

5000 / 2020

2500 / 2025

PPP DMN 9-FLN CHD PDC WBT DBA NM01

2025 A

2500 3% 66

2025 8%



“ ”

2025 2025 390 /

ABS 2025 ABS 2025
ABS

ABS

66 66
1000

66





RT TMQ 6PPD

2.5 /

2025 9

MIAK

7PPD 77PD TMPPD

MIAK

1.8 /

“ ”

2

3

“ ”

ABS PS PC PA

42 152 /

80

LPG

“ ”

ABS PC PS

2025

2025

1,442,318 8.17%

2025 GDP 5.0%
/ GDP
70 /
CCPI
4000 9.6%

2025
“ ”
“
”

2025 473.40
55.77 -22.23
6.14
-21.14
16.02
253.25
22.62 9.81% 7.80
36.11 82.24%

2025 6.87
74.74

1

“ ” “ ”

90% 24%

4%

3000 MIAK PA66 120

t/a

66 8% 3%

” “

”

“

” “ TRIZ

TRIZ

”

“ -

” “ ” “ ”

“ ”

2

“ ”

11%

2%

A 6593

112% 66 6052 90%

4175 34% 1218 83%

700 80

3

2025 “ ”

4.88

4

2025

2500 MIAK

6.87 74.74

2025

“

” “

12	
5	
3	6PPD RT
1	1,4-
1	

1

3000

99.9%

TOP5 3000

2

MIAK 2025 906

2000 2.5%

R510 AAA A-

2000 PDCPD

1 5 2.1%

MXD6 2 30 5

1.86% 10 2.3%

1000 EMA

3

“ ”

“ ” “ ” “ ” “ ”

HSE 25

1 “ ” / “ ” 5

“ ” 9 “ ”

“ ” 1 2025 HSE HSE

“ ” 1

HSE HSE

TRCF Total Recordable Case Frequency

200

171

28.3% 3

W5 W5 10 4

1

4 HSE

“ HSE

” “ ” HSE

HSE “ ”

“ HSE ”

FORUS

ISO45001 ISO14001

HSE HSE

596 HSE

“ ”

146 38 HSE

2025

“ ”

HSE HSE

HSE

2025

-2,223,204,179.31 2025 -1,344,772,349.31 2025 12 31

569,190,108.95 -4,072,402,668.48

2025

/		
		Halcyon Agri Corporation Limited
		2025 1 1 2025 12 31

	SINOCHEM INTERNATIONAL CORPORATION
	SINOCHEM INTERNATIONAL

	233 12	233 12
	021 68373780	021 68373780
	021 68370399	021 68370399
	600500@sinochem.com	600500@sinochem.com

	233 12
	2017 4 6 ( ) 88 ( ) 233 12
	233
	200125
	http://www.sinochemintl.com
	600500@sinochem.com

	http://www.sse.com.cn/
	233 12

A			600500	

		1 8
		/
		/

	2025	2024		(%)	2023

	47,339,874,447.35	52,916,770,727.37	52,925,278,984.25	-10.54	54,272,291,765.53
	47,117,127,877.61	52,733,101,167.10	52,741,609,423.98	-10.65	54,088,219,388.95
	-2,423,046,402.26	-3,057,176,993.08	-3,057,176,993.08	不适用	-2,135,473,492.03
	-2,223,204,179.31	-2,836,615,735.83	-2,836,615,735.83	不适用	-1,847,737,097.72
	-2,114,330,841.25	-3,715,916,400.62	-3,715,916,400.62	不适用	-2,342,445,814.89
	1,662,156,828.37	1,163,146,809.84	1,162,886,259.38	42.90	1,704,779,127.10
	2025	2024		%	2023
	10,508,994,078.39	12,583,209,953.94	12,583,209,953.94	-16.48	15,517,546,938.31
	50,148,122,851.13	51,155,797,592.30	51,155,797,592.30	-1.97	53,917,252,446.29

2025 2024 2023

(%)

( )

( )

	1-3	4-6	7-9	10-12
	10,802,565,900.58	13,550,190,808.48	11,363,052,571.28	11,624,065,167.01
	-396,244,947.94	-489,598,475.97	-445,257,404.36	-892,103,351.04
	-422,124,473.07	-414,375,254.86	-455,193,552.56	-822,637,560.76
	378,876,820.95	554,593,887.29	695,109,101.50	33,577,018.63

	-128,335,029.53		841,968,954.17	358,001,476.73
	79,135,706.00		144,320,901.60	165,877,229.88
	-51,526,444.93		16,544,652.76	23,545,083.92

	2,563,863.49		4,923,475.22	4,476,949.95
	13,285,346.06		100,560,077.74	15,998,932.67
	12,608,581.85		200,838,258.99	48,258,915.42
	11,388,197.30		28,179,137.71	24,932,040.56
	-108,873,338.06		879,300,664.79	494,708,717.17

(—

(—

4,733,987.44

1.				
2.				
3.				
4.				
5.				
6.				
	4,711,712.79		5,273,310.11	

	220,000.00	400,000.00	180,000.00	14,519.69
	51,064,161.48	19,914,872.76	-31,149,288.72	7,787,269.00
	2,023,953,485.22	2,275,342,442.33	251,388,957.11	
	154,511,493.16	173,274,178.07	18,762,684.91	8,739,536.66
	56,698,030.00	42,690,911.00	-14,007,119.00	3,732,047.60
	70,243,887.81	5,840,118.96	-64,403,768.85	-4,629,628.00
	2,356,691,057.67	2,517,462,523.12	160,771,465.45	15,643,744.95

2025 473.40 55.77
-22.23 6.14 -0.62 2025 501.48
1.97

A

66
10%

8.17%

3.78

5.17
A

3.87

0.24

			%	%	%	%
	2,143,590.42	2,058,387.97	3.97	3.11	0.92	2.08
	1,442,317.59	1,410,922.81	2.18	-8.17	-7.94	0.24
	1,148,079.43	1,102,133.06	4.00	-30.08	-30.99	1.26
	4,733,987.44	4,571,443.84	3.43	-10.54	-11.57	1.12
			%	%	%	%
	1,000,804.35	1,005,509.37	-0.47	30.62	25.89	3.78
	818,970.40	781,974.10	4.52	-11.71	-16.25	5.17
	323,815.67	270,904.50	16.34	-15.93	-11.85	3.87
	1,442,317.59	1,410,922.81	2.18	-8.17	-7.94	

	1,171,117.15	1,140,506.89	61	-30.93	5	0.25
	[redacted]	4,571,443.84	43	-10.54	7	1.12
			%	%	%	%

			(%)		(%)	(%)	
		2,058,387.97	45.03	2,039,710.13	39.46	0.92	
		1,410,922.81	30.86	1,532,634.56	29.65	-7.94	
		1,102,133.06	24.11	1,597,058.39	30.89	-30.99	
		4,571,443.84	100.00	5,169,403.08	100.00	-11.57	
			(%)		(%)	(%)	
		1,005,509.37	22.00	798,719.19	15.45	25.89	
		781,974.10	17.11	933,662.77	18.06	-16.25	
		270,904.50	5.92	307,328.17	5.95	-11.85	
		1,410,922.81	30.86	1,532,634.56	29.65	-7.94	
		1,102,133.06	24.11	1,597,058.39	30.89	-30.99	
		4,571,443.84	100.00	5,169,403.08	100.00	-11.57	

25.89%
16.25%
A
66
11.85%
7.94%

1. 325,458.07 7.12% 291,089.96
5.63% 11.81%
2. 776,674.99 16.99% 1,305,968.43
25.26% 40.53%

(2025) 0804 12
2025 4 27

( )
83,565,228.61

( ) 77.78%
2025 10 10
311,120,000.00
24,715,220.86

(2025) 05 5
2025 11 6

( )

85,066,302.13

A.

270,902.97 5.72%
0 0%

654,576.59 14.32%
214,009.61 4.68%

B. **50%** **5**

50% **5**

C.

D.

			%
	2,530,813.68	3,162,557.11	-19.98

10%

			%
1	SCG CHEMICALS TRADING(SINGAPORE) PTE. LTD.	79,492.90	1.68
2	WANHUA CHEMICAL (SINGAPORE) PTE. LTD.	55,684.49	1.18
3		53,300.59	1.13
4		40,982.35	0.87
5		35,808.67	0.76
	/	265,269.00	5.60

10%

			%
1		213,743.24	4.68
2	VITOL ASIA PTE LTD	136,791.93	2.99
3	Matheson Energy Pte. Ltd.	73,975.09	1.62
4	EQUINOR ASA	59,347.27	1.30
5	Energy Transfer GC NGL Marketing LLC	58,550.07	1.28
	/	542,407.60	11.87

	628,928,784.00
	58,391,862.95
	687,320,646.95
%	1.45
%	8.50

	611
%	6.8

	55
	237
	258
	45
	16

		%		%	%	

61.04 12.17%

	92,590,140.36	
	151,561,183.39	
	362,386,765.27	
	12,995,347.53	
	13,645,201,488.92	
	901,791,802.96	
	15,166,526,728.43	/

2025-2026 2024
2024-2027 2024-2025

A				

2,3-				
1,4-				
		1 3-		
		A		

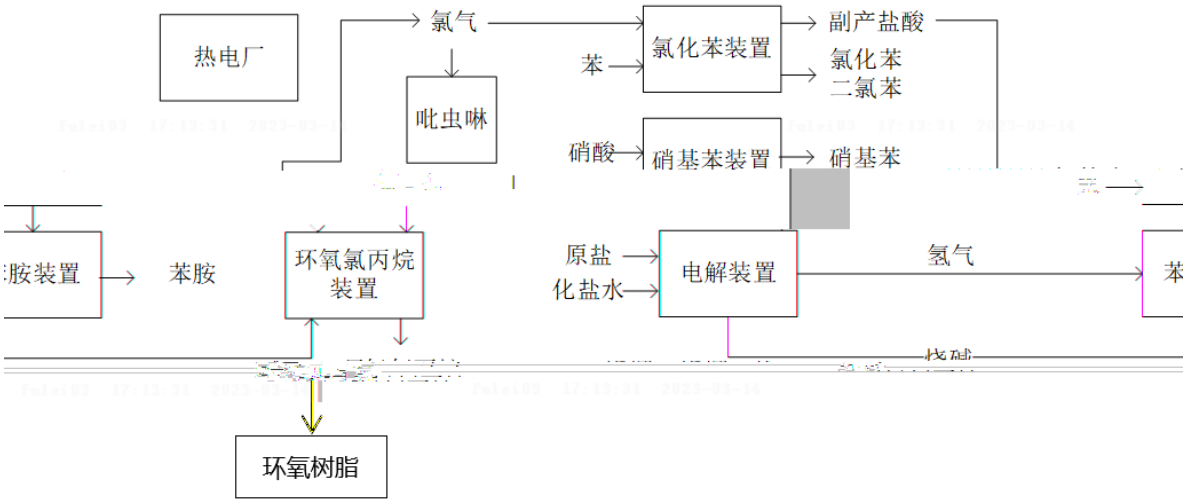
热电厂
氯气
吡虫啉
苯
氯化苯装置
副产盐酸
氯化苯
二氯苯
硝酸
硝基苯装置
硝基苯
胺装置
苯胺
环氧氯丙烷
装置
原盐
化盐水
电解装置
氢气
环氧树脂

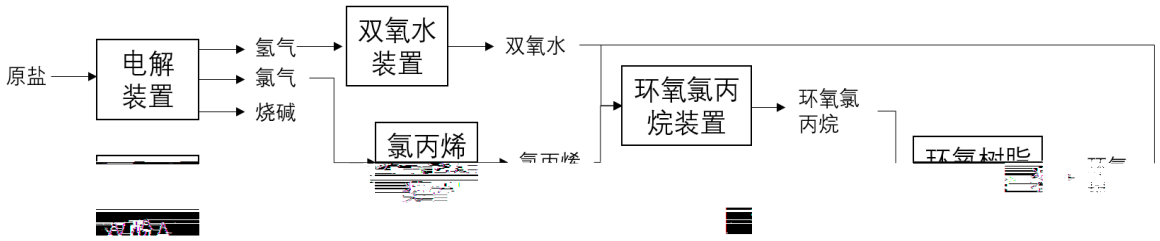
原盐
电解
装置
氢气
氯气
烧碱
双氧水
装置
双氧水
氯丙烯
环氧氯丙
烷装置
环氧氯
丙烷

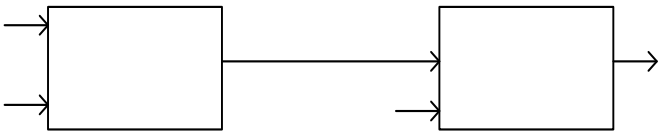

对苯二甲酰氯
聚合
粉碎
水洗
干燥
纺丝

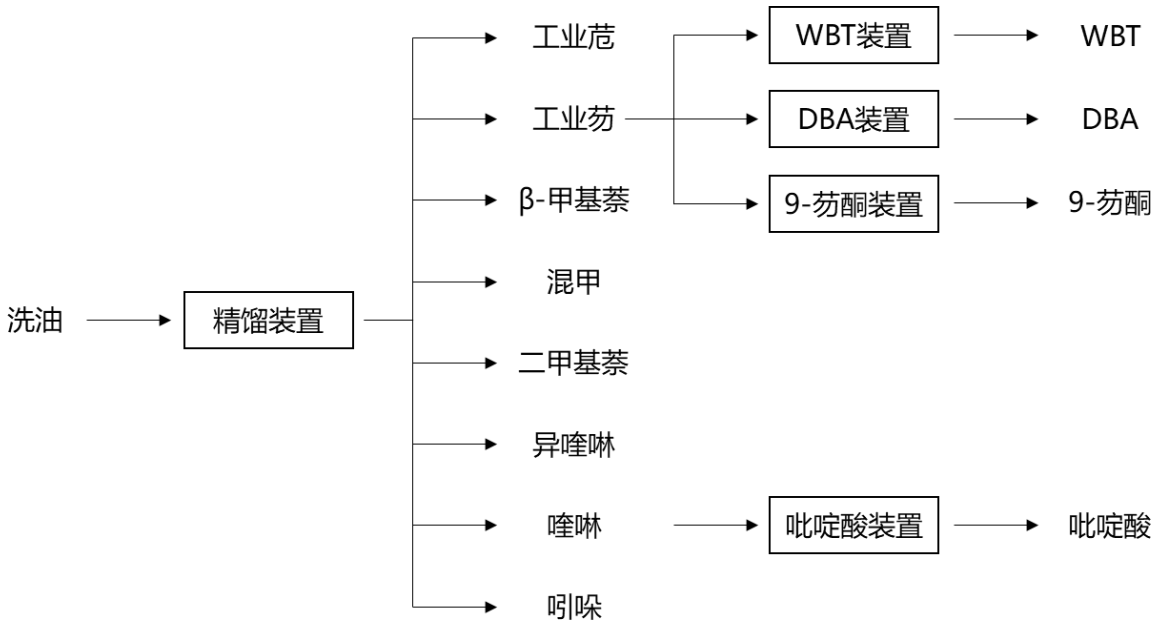

		%			
	36 /	107.04			
	5 /	62.95			
	6 /	108.04			
	8 /	109.24			
	19 /	81.74			
	25 /	92.33			
	4000 /	65.36			
	3 /	109.72			
35%	31.5 /	87.79			
50%	55 /	89.23			
	35 /	97.15			
A	48 /	64.34			
	65 /	109.37			
66	4 /	106.69			
	2.5 /	98.72			
	5000 /	78.30			
	1.5 /	104.02			
	14 /	78.42			
IPPD	1 /	67.49			
TMQ	2 /	54.53			
	2.5 /	114.53			
	8000 /	58.30			

PDH	60	96.81			
PO	40	60.48			
ABS	2.4 /	34.88			
Legend	10 / M 4 / NS 4 / CBS 1.2 / DM				

MIAK

120 t/a

			%		
	+		-24	556,547	540,000
			-26	41,228	40,000
			-21	40,136	39,500
	+		78	143,535	1,350,000
			-22	433,408	410,000
			-14	79,269	75,000
			-19	374,892	370,000
	+		-26.68	56,428	56,499
MIBK			-34.92	28,182	40,976
			71.74	25,276	25,381
			-20.22	56,448	56,934

	+		-16.8	45,912	46,079

MIBK

71.74%

			%		
			-28.28%	60.7	59.5
			-12.82%	8890.5 m³	8890.5 m³
			-8.98%	32.48	32.48
			-15.1%	591.3	591.3

+ +

1.
2.
3.

			(%)	%	%	%	
	2,143,590.42	2,058,387.97	3.97	3.11	0.92	2.08	/
	1,442,317.59	1,410,922.81	2.18	-8.17	-7.94	0.24	/
	1,148,079.43	1,102,133.06	4.00	-30.08	-30.99	1.26	/
	4,733,987.44	4,571,443.84	3.43	-10.54	-11.57	1.12	/

		%
	4,733,987.44	-10.54
	4,733,987.44	-10.54

						/		

(2025) 0804 12

2025 4 27

( ) 83,565,228.61

( ) 77.78% 2025 10 10

311,120,000.00

24,715,220.86

(2025) 05 5

2025 11 6

( )

85,066,302.13

10%

				29,734,670,216.55	14,457,617,085.89	16,495,480,778.13	-1,236,325,620.51	-1,164,531,838.15
				6,639,732,267.76	4,935,750,283.67	3,090,350,548.62	131,422,714.03	48,213,840.94
				4,587,617,032.07	-507,877,942.36	11,982,258,444.83	-230,518,708.49	-221,272,301.59
				2,603,515,921.56	587,634,187.06	11,396,714,936.32	6,235,795.44	9,077,313.12

1

2

- -

3

4

FORUS

5

HSE

HSE

AI

2

3

4

1 1 4

2 6 3

2025

3

4

5

6

95

500 255 51% 150

30% 95 2025

12 23

( )

			56	2026-02-13	2028-02-13					45.48	16.47	
				2025-02-17	2028-02-13							
			59	2025-07-04	2028-02-13							
			58	2025-07-04	2028-02-13							
			66	2021-11-15	2028-02-13					20.60	4.40	

			48	2016-05-19	2025-10-13	673,000	673,000			88.42	29.30	
	/	/	/	/	/	3,343,170	3,343,170		/	787.69	297.89	/

	1969 1991
	1966 6 ( ) ( )
	1967 7 EMBA 1992 2002 1 2013 9 ( ) 2013 9 2021 6 2016 4 2018 4 2021 6 2025 6
	1959
	1956 1991 2006 8
	1963 1986 8 2023 5 ,
	1967 EMBA 1989

	1973 MBA 2005
	1973 MBA 1995
	1968 EMBA
	1971 2005 HSE HSE
	1978 2008
	1970 EMBA 1995 /
	1969
	1965
	1977 1

	1977 MBA 1998

2026 2

2026 2 13

( )

			2021 6	2025 5
			2024 9	2025 12
			2023 9	2025 5

( )

	2024 2021-2024 2025
	13 2024 2021-2024 2025
	297.89 787.69
	2024 2021-2024 2025 2024 2021-2024

( )

( )

( )

( )

( )

( ) 7

2025 4 18	1. 2024 2. 2024 3. 2025 4. 2024 5. 6. 7. 8. 2024 9. 2025 10. 11. 2024 12. 2024 13. 2024 14. 2025 15. 2024		
2025 4 27	1. 2025		
2025 6 16	1.		
2025 8 26	1. 2025 2. 2025 3. 2025		
2025 9 11	1.		
2025 10 27	1. 2025		
2025 12 15	1. 2025 2. 3. 2.4 / ABS 4 66 2.5 J 25000 /		

( ) 2

2025 4 22	1. 2025 2. 2025		
2025 7 25	1. 100%		

( ) 3

2025 4 10	1. 2019		
2025 10 27	1. 2024 2021-2024 2025 2. 2019 3. 8 4. 2023-2025 5. 2023-2024		
2025 12 30	1. 2025-2027		

( ) 3

2025 1 26	1.		
2025 6 16	1.		
2025 9 25	1.		

( ) 1

2025 4 27	1. 2025 2. 2024 3. "		

( )

( )

	509
	8491
	9000
	2047
	6616
	761
	635
	321
	667
	9000
	4498
	3607
	895
	9000

( )

( )

( )

( )

2025 4 18 2019	(www.sse.com.cn)
2025 4 19 2019 2019 2020 60 44 1,312,400 16 11 2024 5	(www.sse.com.cn)
2025 10 29 2019 2019 2020 11 271,150	(www.sse.com.cn)
2025 10 29 2019 7 7 217,290	(www.sse.com.cn)
2025 10 31	(www.sse.com.cn)

2026 3 10 217,290 3,588,523,593 3,588,306,303	(www.sse.com.cn)

2025

2025

		14
1		http://ywxt.sthjt.jiangsu.gov.cn:18181/spsarchive-webapp/web/viewRunner.html?viewId=./sps/views/yfpl/views/yfplHomeNew/index.js
2		https://222.75.41.50:10958
3		http://ywxt.sthjt.jiangsu.gov.cn:18181/spsarchive-webapp/web/viewRunner.html?viewId=./sps/views/yfpl/views/yfplHomeNew/index.js
4		http://ywxt.sthjt.jiangsu.gov.cn:18181/spsarchive-webapp/web/viewRunner.html?viewId=./sps/views/yfpl/views/yfplHomeNew/index.js
5		http://ywxt.sthjt.jiangsu.gov.cn:18181/spsarchive-webapp//web/viewRunner.html?viewId=./sps/views/yfpl/views/yfplHomeNew/index.js
6		http://221.214.62.226:8090/EnvironmentDisclosure/
7		https://39.145.37.16:8081/zhhb/yfplpub_html/#/companyList?code=340700000000

8		http://221.214.62.226:8090/EnvironmentDisclosure/
9		http://218.94.78.91:18181/cas/login?pagePublishTicket=8de04b2a869a41eb81965fd4787bce23
10		http://121.29.48.71:8080/enter.html#/login
11		http://121.29.48.71:8080/enter.html#/login
12		http://121.29.48.71:8080/enter.html#/login
13		| http://218.94.78.91:18181/cas/login?pagePublishTicket=8de04b2a869a41eb81965fd4787bce23
14		| http://218.94.78.91:18181/cas/login?pagePublishTicket=8de04b2a869a41eb81965fd4787bce23

(www.sse.com.cn) 2025

	/	
	189.65	
	189.65	

189.65

35

	/	
	287.10	
	287.10	

287.10

( )

			1	2004 12					
			2	2009 6					
			3	2009 6					
			8	2021 9					
			9	2021 9					
			10	2021 9					
			2	2020 11					
			5	2020 11					
			3	2020 11					

			6	2020 11					
			7	2020 12					
			11	2022 5					
			12	2022 7		18			

( )

( )

2025 7 8

2025 1 1

	5,280,000
	4
	4
	1,970,000
	6

	( )	1,600,000

2025 8 27

2025

2025

20% 20%

( )

			800,000.00	432,626.14	9.46
			250,000.00	238,653.59	5.04
			15,000.00	1,504.98	8.48
			340,000.00	9,443.06	10.13
			5,000.00	4,501.40	
			500.00	261.66	25.52
			400.00	32.37	
			7,600.00	3,972.85	54.27
			30,000.00	11,388.49	17.92
			2,000.00	213.84	
			900,000.00	454,987.23	
			450,000.00	340,613.52	
			200.00	40.00	100.00

( )

A 600500 2025 7 16 10 2025 7 16 2025-039 2025 7 23 2025-040	(www.sse.com.cn)
2025 7 27	

(www.sse.com.cn)

<

>

2025 7 29 www.sse.com.cn

A

600500 2025 7 29

2025 7 29

2025-043

2026-014 2026 4 10 2026-017	

( )

( )

( )

		4,500,000,000.00	0.1%-4.8%	2,739,905,811.65	214,474,024,816.97	213,807,795,465.71	3,406,135,162.91
	/	/	/	2,739,905,811.65	214,474,024,816.97	213,807,795,465.71	3,406,135,162.91

		11,105,000,000.00	2.34%-2.85%	3,414,845,676.04	3,072,865,427.00	2,305,914,124.00	4,181,796,979.04
	/	/	/	3,414,845,676.04	3,072,865,427.00	2,305,914,124.00	4,181,796,979.04

			15,722,580,000.00	6,367,969,605.96

( )

				( )										
( )		Halcyon Agri Corporation Limited	60,000,000.00	2025-06-27	2025-06-27	2026-06-26								
( )		Halcyon Agri Corporation Limited	88,048,371.84	2025-11-03	2025-11-03	2026-11-03								
( )		Halcyon Agri Corporati	204,400,0	2025-06-	2025-06-	-06-								

[redacted]

A	1,038,741,652
	2,278,509,800
B	2,258,701,334
A+B	3,297,442,986
(%)	31.38
C	0
70% D	1,390,231,652
50% E	
C+D+E	1,390,231,652
	Halcyon Agri Corporation Limited 2022 11 17 36.00% 2023 2 3 29.2%

		400,000.00	

( )

			+ -						
	1,800,840	0.05				-1,583,550	-1,583,550	217,290	0.01
1									
2	0	0							

3

1,583,550 2025 11 18 3,588,523,593
217,290 3,588,306,303

( )

2019	1,800,840	-1,583,550		217,290		1
	1,800,840	-1,583,550		217,290	/	/

1 2019 24
24 36 48
33% 33% 34% 2020-2022

2020-010 2020-017 2019
24 24 36
48 33% 33% 34% 2020-2022

2021-004 2021-026

	2025-01-03	1.86%	1,500,000,000.00	2025-01-08	1,500,000,000.00	2030-01-07
	2025-04-11	1.96%	1,000,000,000.00	2025-04-15	1,000,000,000.00	2030-04-14
	2025-04-11	2.30%	500,000,000.00	2025-04-15	500,000,000.00	2035-04-14
	2024-10-09	2.60%	3,000,000,000.00	2024-10-21	3,000,000,000.00	2029-10-11
	2023-04-13	2.90%	500,000,000.00	2023-04-25	500,000,000.00	2026-04-17

2022 1 10 ( ) 2022
22 G1 3
35 2.96%

2023 4 13 2023
23 K1 3
5 2.90%

2024 10 9 2024
24 K1 5
30 2.60%

( )

( )	67,871
( )	70,456
	0
	0

			(%)				
		1,948,551,478	54.3	0			
		48,805,039	1.36	0			
		33,333,333	0.93	0			
	4,102,099	26,651,790	0.74	0			
		23,333,333	0.65	0			
		18,333,333	0.51	0			
		16,666,666	0.46	0			
	16,000	11,682,666	0.33	0			
		11,666,666	0.33	0			

		11,666,666	0.33	0			

	1,948,551,478		1,948,551,478
	48,805,039		48,805,039
	33,333,333		33,333,333
	26,651,790		26,651,790
	23,333,333		23,333,333
	18,333,333		18,333,333
	16,666,666		16,666,666
	11,682,666		11,682,666
	11,666,666		11,666,666
	11,666,666		11,666,666

	2009 6 1
	2009 2019
	2025 0817.HK 38.38% 0816.HK 74.76% 3360.HK 19.31% 5%

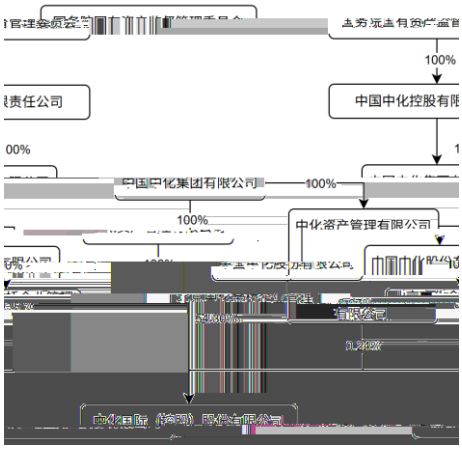

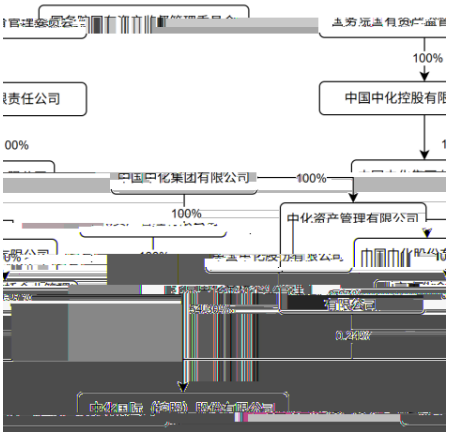
100%
中国中化控股有限
00%
中国中化集团有限公司
100%
100%
中化资产管理有限公司

					2026 4 30			%							
2023	23 K1	138949	2023-4- 13	2023-4- 17	-	2026-4- 17	500,000 ,000.00	2.90							

													A		
2024	24 K1	241598	2024- 10-09	2024- 10-11		2029- 10-11	3,000,0 00,000. 00	2.60							

													A		

24 K1	2025 10 13
23 K1	

	48 22	/		021-20262098
	200 39	/		021-20328000
	18 E 20	/		021-38966535
	528 2207	/		021-50701083
	1 3 17	/		010-60840890
	318 24	/		021 2315 3888
	1333 26	/		0755-22627723
	8 1	/		010-80927226
	18 10	/		0755-83025657
	2 SOHO5	/		010-66428877
	100 46			021-22286865

( )	222 30			027-85382388
	19 D1 19	/		010- 85675999

138949	23 K1					

138949	23 K1					
241598	24 K1					

	138949 241598
	23 K1 24 K1
	35
	IPD

Halcyon Agri Corporation Limited 2025 12
Halcyon Agri Corporation Limited 2025

10%

122.93 130.27

6%

		1	1		%
		5.69	59.93	65.62	50.37
		4.50	51.26	55.76	42.80
			8.50	8.50	6.52
			0.39		

		2.82	3.41	6.23	2.55
		24.85	219.73	244.58	

35

0 30

0

1000

							%					
( ) 2025	25 MTN001	102580036	2025-01-03	2025-01-07	2030-01-07	1,500,000,000.00	1.86					
( ) 2025	25 MTN002A	102501244	2025-04-11	2025-04-14	2030-04-14	1,000,000,000.00	1.96					
( ) 2025	25 MTN002B	102,501,245	2025-04-11	2025-04-14	2035-04-14	500,000,000.00	2.30					

25 SCP001	2025 4 18

	48 22	/		021-20262098
	228			+86 25 83389999
	( ) 188			021-38873279 021-33203153
	345			0574-87002735
	398			021-62677777
	1			010-66592195
	10 1 6-30 32-42			010-66635906

	119			021-23153888
	900			021-58880000
	689			021-23187374
	2			010-56368035
	12			021-31882823
	2016 22			0755-86977769
	55			010-81011843
	77 3 34			021-26136262
	1 8			010-85085000
( )	( ) 100 50			021-22286561

25 MTN001	1,500,000,000.00	1,500,000,000.00	0.00			
25 MTN002A( )	1,000,000,000.00	1,000,000,000.00	0.00			
25 MTN002B( )	500,000,000.00	500,000,000.00	0.00			

	-22.23 17.67%
	2025 6.14 16.02

	2025	2024	%	
	-2,114,330,841.25	-3,715,916,400.62		
	1.30	0.94	38.30	
	0.94	0.64	46.88	
%	68.35	64.25	4.10	

EBITDA	0.03	0.01	200.00	
	-2.88	-3.50		
	3.70	2.99	23.75	
EBITDA	1.17	0.19	515.79	
%	100	100		
%	100	100		

此码用于证明该审计报告是否由具有执业许可的会计师事务所出具，
您可使用手机“扫一扫”或进入“注册会计师行业统一监管平台”进行查验。
报告编码：京26[illegible]

KPMG
毕马威

( )

( )

( )	
	• • • • •

KPMG
毕马威

( )

. .

( )

( ) ( )
.
	• • •

KPMG
毕马威

( )

( )

	•
	•
	•
	•
	•
	•
	•

KPMG
毕马威

( )

. .

. .

( )

KPI
毕马

(续)

9112 号

注册会计师对财务报表审计的

治理层就计划的审计范围、
识别出的值得关注的内部控

已遵守与独立性相关的职
响我们独立性的所有关系和

治理层沟通过的事项中，我们
事项。我们在审计报告中描述
下，如果合理预期在审计报
我们确定不应在审计报告中

华振会计师事务所（特殊普通

北京

重大审
向治理
以及相
项对本
除非法
事项造

中国
段瑜
曲建

2020

马威

进行
并与
(如
计量
开报
超过

沟通我
可能被
而构成
，或在
方面产

中国注册会计师
段瑜华
中国注册会计师
曲建君

7 页

. . .

		. .	. .
	.		.
	. .		.
	.	. .	. . .
	.	.	.
	.	. . .	
	.		.
	.	.	.
	.	. . .	. .
	.		. .
		.	
		. .	
		.	.

.

. . .

		. .	. .
	.	.	. .
		.	. .
		. . .	. .
		.	. .
		. .	. .
		. .	.
			.
		. . .	. .
		. .	.
		.	. .

.

中化国际 (控股) 股份有限公司

合并资产负债表 (续)

2025 年 12 月 31 日

(金额单位：人民币元)

	附注	2025 年	2024 年
负债和股东权益 (续)			
股东权益：			
股本	五、39	3,588,523,593.00	3,588,523,593.00
资本公积	五、40	5,593,829,596.40	5,608,740,528.92
减：库存股	五、41	633,491.70	5,273,293.20
其他综合收益	五、42	(250,103,325.50)	(410,254,501.53)
[illegible]			
[illegible]			
[illegible]		[illegible]	12,583,209,953.94
少数股东权益		5,364,049,939.58	5,704,431,276.00
股东权益合计		15,873,043,107.97	18,287,641,229.94
负债和股东权益总计		50,148,122,851.13	51,155,797,592.30

[illegible] 39 页的财务报表附注为本财务报表的组成部分。

. . .

		. .	. .
		. .	.
		. .	. .
			. .
		. . .	
	.		.
			. . .
		. .	
		. .	. .
			. .
			.
		.	.

.

. . .

		. .	. .
			. .
			.
		. .	. .
		.	.
		.	. .
		.	. .
			.
		.	.
		.	
		.	
		.	. .

.

. . .

		. .	. .
		.	
		.	
		. .	.
		.	.
		.	. .
		. .	. .
		.	.
			.
		. .	.
		. .	.
		.	. .
		.	.
		. . .	. . . .
		.	.

.

. .

		. .	. .
			. .
			.
		. .	. . .
		. . .	.
		. .	. . .
		.	.
			. . . .
		. .	
	.	.	. . .
			.
			. .
		.	. .
			.
		. . .	

.

. .

		. .	. .
		. .	
		. .	.
		. . . . .	.
		. . . .	
		. .	.
		. .	.
		. . . .	.
.		. .	.

中化国际(控股)股份有限公司

合并利润表(续)

2025 年度

(金额单位：人民币元)

	附注	2025 年	2024 年(已重述)
综合收益总额		[illegible]	[illegible]
(二) 归属于少数股东的综合收益总额		[illegible]	[illegible]
七、每股亏损：			
(一) 基本每股亏损	五、60	(0.62)	(1.79)
(二) 稀释每股亏损	五、60	(0.62)	(1.79)

本财务报表已于 2026 年 4 月 16 日获董事会批准。

庞小琳　　兰海　　(公司盖章)

单位负责人　　会计机构负责人

主管会计工作的公司负责人　　主管会计工作的公司负责人

(签名和盖章)　　(签名和盖章)

后附的财务报表附注为本财务报表的组成部分。

. .

		. .	. .
			. .
		.	. .
		. .	.
		. .	.
		. .	.

. .

		. .	. .

. .

		. .	. .
		.	
	.	.	
		.	.
		.	. .
		. . . .	. .
		.	.
	. .	.	
		. .	. .
		. .	
			.
			.
		.	. .
	.	.	. .
	.	.	
			. . .

.

中化国际(控股)股份有限公司

合并现金流量表(续)

. .

	. .	. .
	.	.
	.	
		.
	. . .	.
		. . .
	.	.
	. . .	. .
	.	. .
		.
	.	
	. .	.
	. . .	. .
	.	
	.	.
		. . .

.

. .

	. .	. .
	. . .	.
	.	
	.	. . .
	.	.

.

.

少数股东权益	股东权益合计
704,431,276.00	18,287,641,229.94
382,246.42)	(2,414,598,121.27)
575,566.43)	(2,253,246,469.14)
-	4,547,627.82
-	4,547,627.82
356,277.00)	(63,356,277.00)
356,277.00)	(63,356,277.00)
-	-
-	-
418,364.49)	(8,692,206.71)
342,105.50	171,128,434.76
760,469.99)	(179,820,641.07)
032,038.50)	(93,850,797.34)
651,273.68)	(77,651,273.68)
380,764.82)	(1,248,160.40)
-	(14,951,363.26)
4,049,029.58	15,873,043,107.58

庞小琳

单位负责人

主管会计工

(签名和盖

刊载于第 2





.

	.		
	.		.
	.		

	.
	.

. .

	.
	. .

. .

. .

	.
	. .
	.
	. .

. .

	. . . .	.	. .

. .

. .

		.	
	. .		. .
	. .	.	
			.

	.	.	.
	. .		. . .
	.	.	.
	.		.

		.
		. .
		.

.

	. .	. .
	.	. .
	.	.
	. .	. . .
		. .
	.	.

	. .	. .
	. .	.
		.
		. .
	.	
	.	.

. . .

. . . . . .

	. .	. .
	. .	. . .
	.	.
	.	.

.

	. .	. .
	. .	.
	. . . . .	. . . . .
	.	

	. .	. .
	. .	.
	.	. .
	. .	. . .
	.	. .
	.	.

.

	. .	. .
	. .	.
. .	.	.
.	. .	

.

(				
- . - (. , +. - (				
.				

. .

	. .		
	.		.
	.		
	.		.

. .

	. .		
	. .		. .
	.	.	.
	.		. . .

. .

		. .				

.

	. .		. .	
	.		.	
. .	. .			
.			.	.
	. .		.	
	. .			

. . . . . .

. . . . .

. . . . .

.

	. .	. .
	.	.
	. .	. .
	.	.

	. .	. .
	.	.
	.	.

. .

, %	.	.		
	.		.	
	.	.		
	.	.		
	.	.	.	

. .

	. .				. .			
	.				.			
	. .		.	.				
	.		. .				.	.
	.		. .	.				
			.	.				
	. .			. .	. .			. .
			.	.				
			.	.	. .		.	.

	. .	. .
	. .	.
	. . . . .	. .
	. .	.
	.	.
	.	
	.	.
	. .	. .

		.		. .

.

	.			. .			.
	. .	.		.		.	
	.		.	. .		.	. .
	.	. . . .		. .	.	.	. .

	. .	. .
		. .
		. .

	. .	. .
		. .
		.

. %

	. .	. .
	.	.
	.	.
		.
		.

	. . .		. . .	.	.
	. .	.	. .		.
		. .	. .	.	.
	.	. . . . .		.	
		. .	. .	.	. .
	. .	.	.	.	.
	.				.
	.	.		. .	.
		. . .		.	. .
	. .	. .	.		. .
		.	.	.	.
			. .	.	.

,eFp/ #

.

	. .	. .
	. .	. .
	. .	. .

		.			.	.		
	. .							
. .		. . .			.	.		

	. .	. .
	. . .	
	.	
		.

.

		. .	. .
		.	.
	.		.
			. .

	. .	. .
	.	.
	.	.

.

	. .	. .
	. .	.
	.	
	. .	.
		. . .
		. .
		.

		. .	. .
		.	.
		.	. .

	.			.

	. .	. .
	. .	. .
	. .	. .

.

	. .	. .
	. .	. .
	.	.
		.
	.	.
	.	.
	. .	
	.	.
	.	
	. .	. .

. . .

	. .	. .
	.	. .
	.	.
	. .	.
	. . .	.
	. . .	. .
		. .
	. . .	.
	. .	. .
	.	
	. . .	.

	. .	. .
	.	
	. .	.
		. .
	.	
		. . .
	.	
	. .	
	. . .	
	. .	. . .

	. .	. .
		. .
	.	. .
	.	.
		.
		.
	. . . .	.
		.

. .

	. .	. .
	.	.
	. .	.
	. .	. .
	.	. .

	. .	. .
		.
		.

	. .	. .
		. .
	.	. .
		. .
	.	. . .
	. .	. . .
		.
		.
		.
	. . .	

	. .	. .
	.	.
	.	

	. .	. .	. .
	. .		. .
	.	. .	.
	. ..	..	. ..
	.	. ...	.
	.	.	. .

.

	. .	. .
	. .	. .
	. .	
	. .	
	.	
	.	

	. .	. .
	. .	. .
	.	.
		. .
	.	

	. .	. .
	.	.
	. .	
	. .	
	.	.

	. .	. .
		.
		.

	. .	. .
	.	.
	.	. .
	.	

.

	. .	. .
	.	
	.	
	.	. .
	. .	. .
	.	
	. .	
		. .
	.	. .
		.

. .

. .

(+		
+		

*								

+							
				.			
				.			
				. . .			
				. .			
				. .			
				.			

.

	. .	. .	. .	. .	. .	. .	. .	. .
	. .		.		.	. .		.
	. .	. .	. .		. .		. . .	. .
	. .	. .	. .			. ..	.	
	.	.			. .		.	

. . . . . .

	. .	. .
	. . .	. . .
	. .	
	. .	

.

		.	
		. . . . .	
		. . . . .	

	. .		. .		.		
		. .	.				
	.	. .	. .		.	.	

		. . .
.	. . . . .	. .
		. . . . .
.	.	.
.		.
	.	. . . . .
. .	.	.
	.	.

.

	. . .		
	.		
	.		

	. . .		
	. .		
	.		

	. .	. .
	.	.
	. .	
	. .	. .
	.	.

. .

. .

.

■

(++(- , (.	
. , . - * - (+ ((+ (* +	
(. +	
. , . - . +	
(+	

		. .	. .
		.	.
			. . .
		.	.
		.	.
		.	
		. .	
		.	
			. .
		.	
		.. .	.
			. .
		. .	. .
		.	
		.	.
		.	.
			.
			. .
		. .	
		.	.
		.	
		.	
		. .	
		.	.
		. .	
		.	
		.	. .
			.
		.	
		.	

		. .	. .
		.	

		. .	. .
		.	
		. .	.
		. .	
		. .	. .
			. . .
		.	
			.
		.	
		.	
		. .	.
		.	.
(. +		. . .	. .
		. .	
		. .	.
(+		.	.
		.	
		.	

ø ½ é lGäR§ W A ’ u€U°

	. .		. .	
			.	
	. . .		. .	
	. .		.	
. , . - . +			.	
	.			
	. . .			
	.			
	. .		.	
	.			
	.			
			. .	
	.			
			.	
	. .			
	.		.	
			.	
	.			
(+			.	
(++(- , (.			.	
			.	
			.	
			.	
			.	
	. .		.	

	. .	. .

.

	. .	. .
		. .

	. .	. .
		.

	. .	. .
	.	

.

	. .	. .
	.	
	.	
		.
	.	.

	. .	. .
	.	
	.	.
	.	
	.	
		.
	. . .	
	.	
	. .	
	.	
	. .	
	. .	.
	.	

. . . . . .

	. .	. .
	.	. .
	. .	.
		.

		. .		
		. .		

	.	

.

. .

% ,	. .	
	.	
	.	
(- . ' , (- (- . +	.	
	.	

	. .			. .		
	. .	.		.		. ..

	. .	. .
		.
		. .
	. .	

.

	. .	. .
		.
		.

	. .		. .	
	. .		.	

		. .	. .
			.
	.	.	.
		. .	

	. .	. .
(' * (+	.	.
	.	
	.	
		.

.

	. .	. .
		. .
	. . .	
	.	.
	. .	. . .
	.	.

.

' . - *. - ' ((- . +					

	. .	. .
		.
	.	. .
	.	
		. . .
	.	. .
	. .	. .

	. .	. .
		. . .
		. .
	.	
	. .	.

	. .	. .
	.	. .
		.
		. .

2025 年度报告
Annual Report

公司简称:中化国际

股票代码:600500.SH